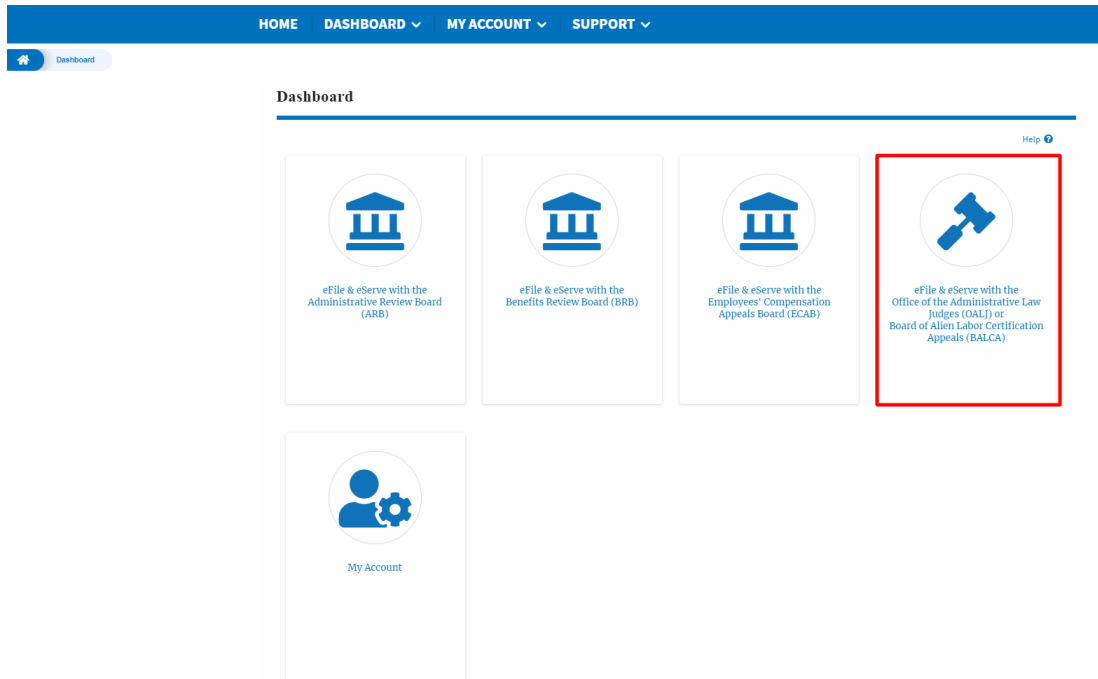


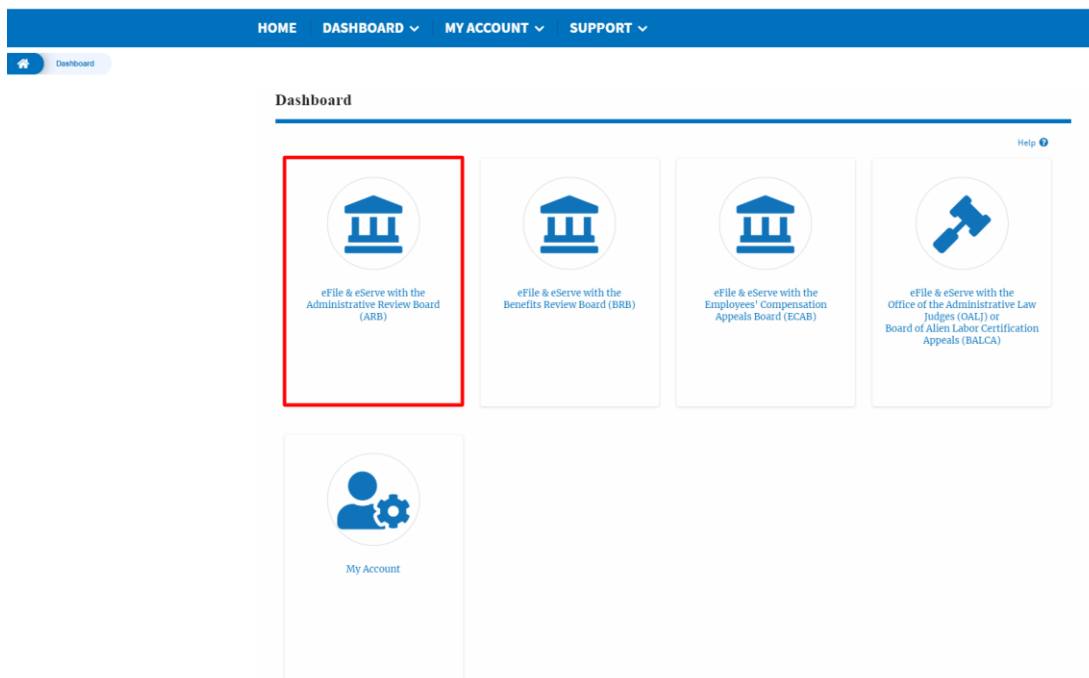


HOW TO NAVIGATE THROUGH THE TILES?

1. Click on the **OALJ or BALCA** tile from the main dashboard page to access the 'OALJ or BALCA' dashboard.



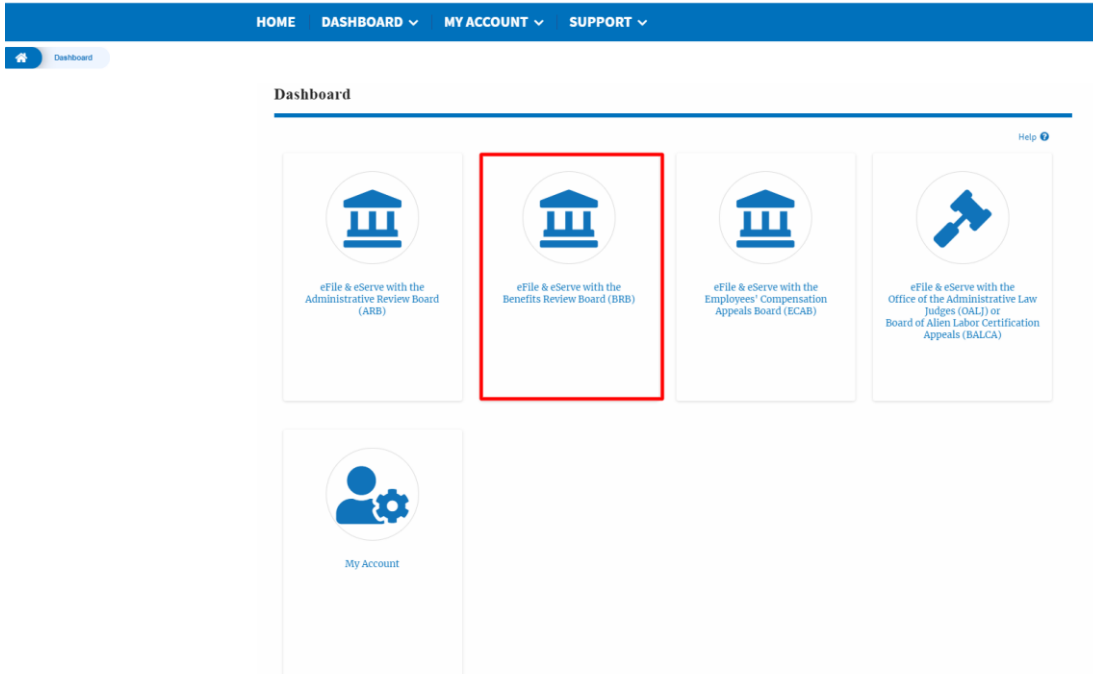
2. Click on the **ARB** tile from the main dashboard page to access the 'ARB' dashboard.



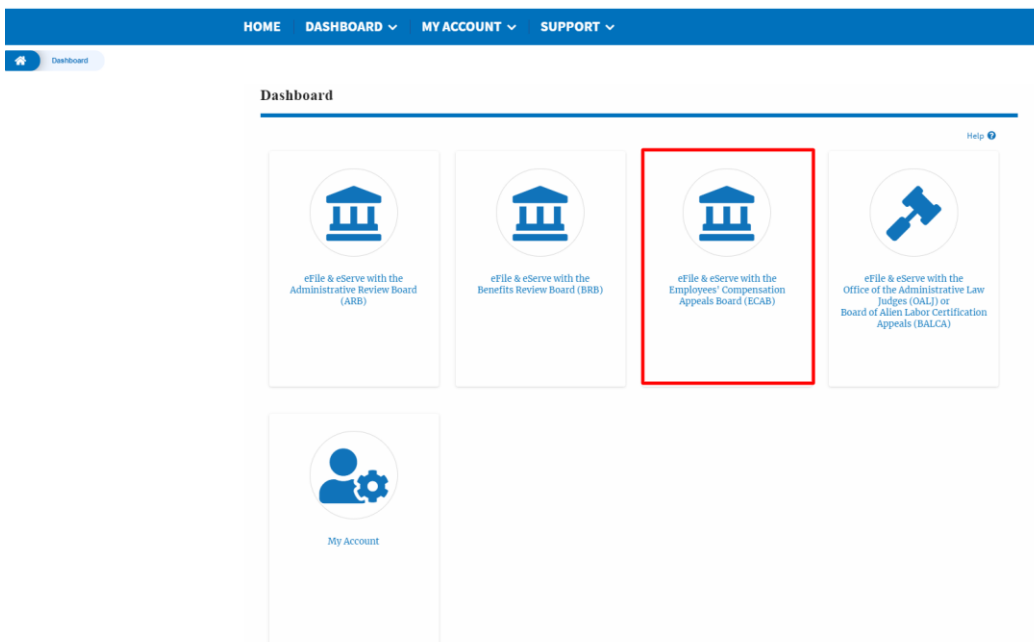


eFile and eServe

3. Click on the **BRB** tile from the main dashboard page to access the 'BRB' dashboard.



4. Click on the **ECAB** tile from the main dashboard to access the 'ECAB' dashboard.





eFile and eServe

5. Click on the **My Account** tile to access the ‘My Account’ dashboard

The screenshot shows the 'Dashboard' page of the eFile and eServe system. At the top, there is a blue navigation bar with the following menu items: HOME, DASHBOARD (with a dropdown arrow), MY ACCOUNT (with a dropdown arrow), and SUPPORT (with a dropdown arrow). Below the navigation bar, there is a 'Dashboard' breadcrumb and a 'Help' icon. The main content area features four tiles for eFile & eServe with various boards: Administrative Review Board (ARB), Benefits Review Board (BRB), Employees' Compensation Appeals Board (ECAB), and Office of the Administrative Law Judges (OALJ) or Board of Alien Labor Certification Appeals (BALCA). A fifth tile, labeled 'My Account', is highlighted with a red rectangular border. This tile contains an icon of a person with a gear and the text 'My Account'.

6. Click on the **My Profile** tile from the “My Account” dashboard to access the “My Profile” dashboard

The screenshot shows the 'My Account' page of the eFile and eServe system. At the top, there is a blue navigation bar with the following menu items: HOME, DASHBOARD (with a dropdown arrow), MY ACCOUNT (with a dropdown arrow), and SUPPORT (with a dropdown arrow). Below the navigation bar, there is a 'Dashboard' breadcrumb and a 'My Account' breadcrumb. The main content area features two tiles: 'My Profile' and 'My Organizations'. The 'My Profile' tile is highlighted with a red rectangular border. It contains an icon of a person and the text 'My Profile'. The 'My Organizations' tile contains an icon of three people and the text 'My Organizations'.



7. Click on the **My Organizations** tile from the “My Account” dashboard to access the “My Organizations” dashboard

