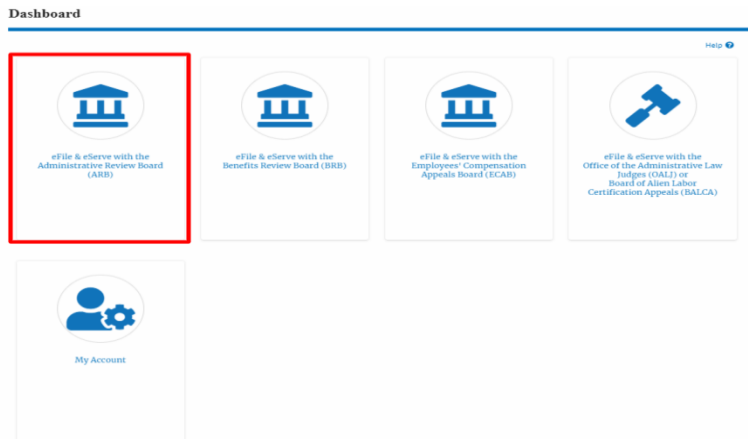




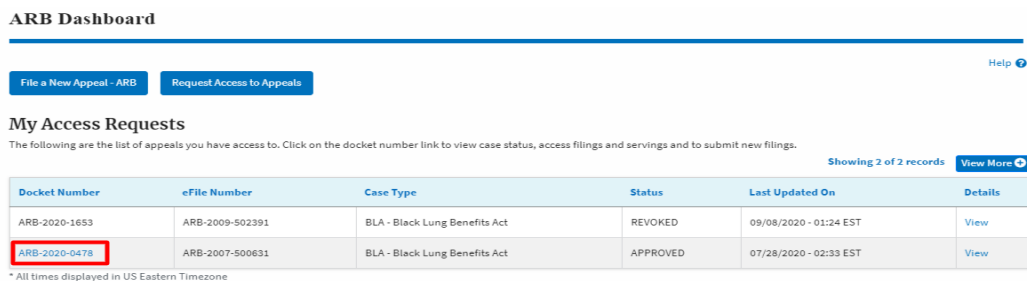
## eFile and eServe

### HOW TO REMOVE DELEGATION ACCESS IN AN APPEAL IN ARB?


1. Click on the ARB tile from the main dashboard.



2. Click on the approved <Docket Number> link. The user is navigated to the appeal details page.



3. Click on the 'Delegate Access' button. The user is navigated to the 'Organization Members' page.





## eFile and eServe

- From the Organization members table displayed, click on the **Remove Delegation** link under 'Actions' table header against the user to remove delegation.

### Organization Members

Organization: Boards Delegation Testing

Help ?

Name	Email
<input type="text" value="Enter Name"/>	<input type="text" value="Enter Email"/>

Name	Email	User Type	Actions
Dion - John	diontester001@gmail.com	Attorney	<a href="#">Remove Delegation</a>
Angel George	angeltester001@gmail.com	Attorney	<a href="#">Delegate</a>

- Remove delegation confirmation will be displayed. Also the "Remove Delegation" link against member changes to "Delegate".

### Organization Members

✓ • Removed Dion John's delegated access to this appeal.  
• An email notification has been sent to Dion John at diontester001@gmail.com.

Help ?

Organization: Boards Delegation Testing

Name	Email
<input type="text" value="Enter Name"/>	<input type="text" value="Enter Email"/>

Name	Email	User Type	Actions
Dion - John	diontester001@gmail.com	Attorney	<a href="#">Delegate</a>
Angel George	angeltester001@gmail.com	Attorney	<a href="#">Delegate</a>